




* Multiple brands and packaging types are used to show a working system.



IMPACT!® For Beauty

*The Highly Flexible, Modular Retail System Customized To Fit **Your** Needs And Make Updates Easy!*

Contact: Gary Newman | gnewman@imageworksdisplay.com | (c) 743-207-8595



IMAGEWORKS
DISPLAY


IMPACT! for Flexible In-store Placement Options



Wall systems from 1' to infinity...



Eye catching end caps



Create Inline solutions for aisles, gondolas, and queuing lanes



Impactful counter or floor merchandising solutions

Stay True to your Brand identity



Mass

Non-lit header

Printed graphic area

Non-lit promo area

Rectangular Lip Pen cubbies

Frosted side panels

Illuminated header with down-lighting

Peg hook graphic channels


Illuminated promo area with backlit graphic

Updatable graphic area

Tubular frame caddies for lip pens

Full color spectrum frame

Mass or Masstige?
You Choose



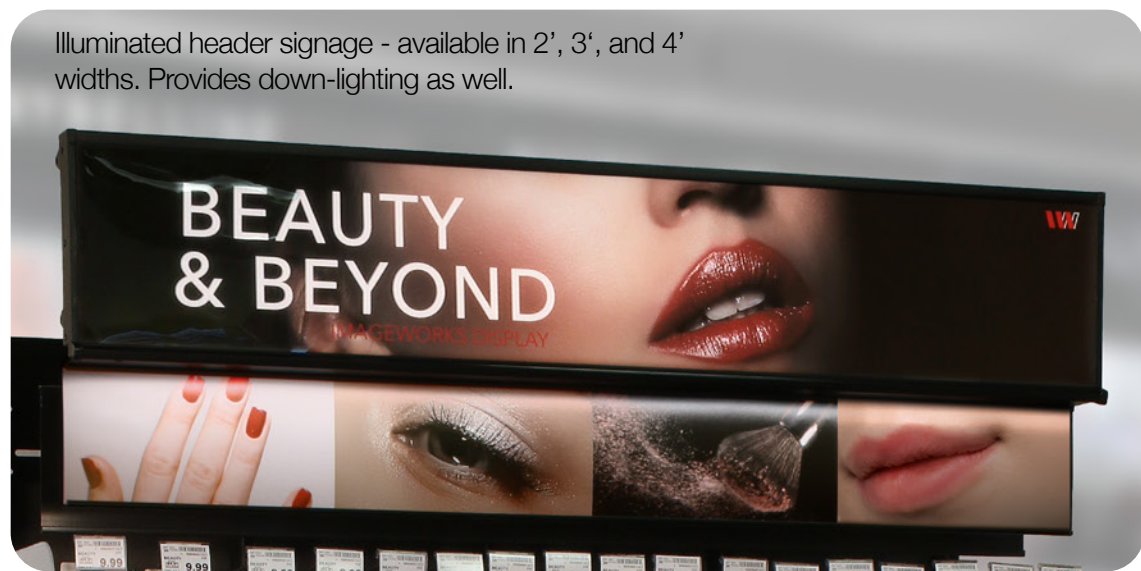
Masstige

Light it up!

With Our High Intensity LED Systems



Full color spectrum illuminated programmable high-light frame



Illuminated header signage - available in 2', 3', and 4' widths. Provides down-lighting as well.



Down-lighting for shelves



Illuminated Promo Box with product down-lighting

IMPACT!®

Innovative Design

New patented framing system features one foot shelving adjustable in **1/2" vertical increments**. High Profile can adjust vertically in 3" increments. Seamless flow of shelving and signage without gap or alignment issues.

Customize To Your Needs

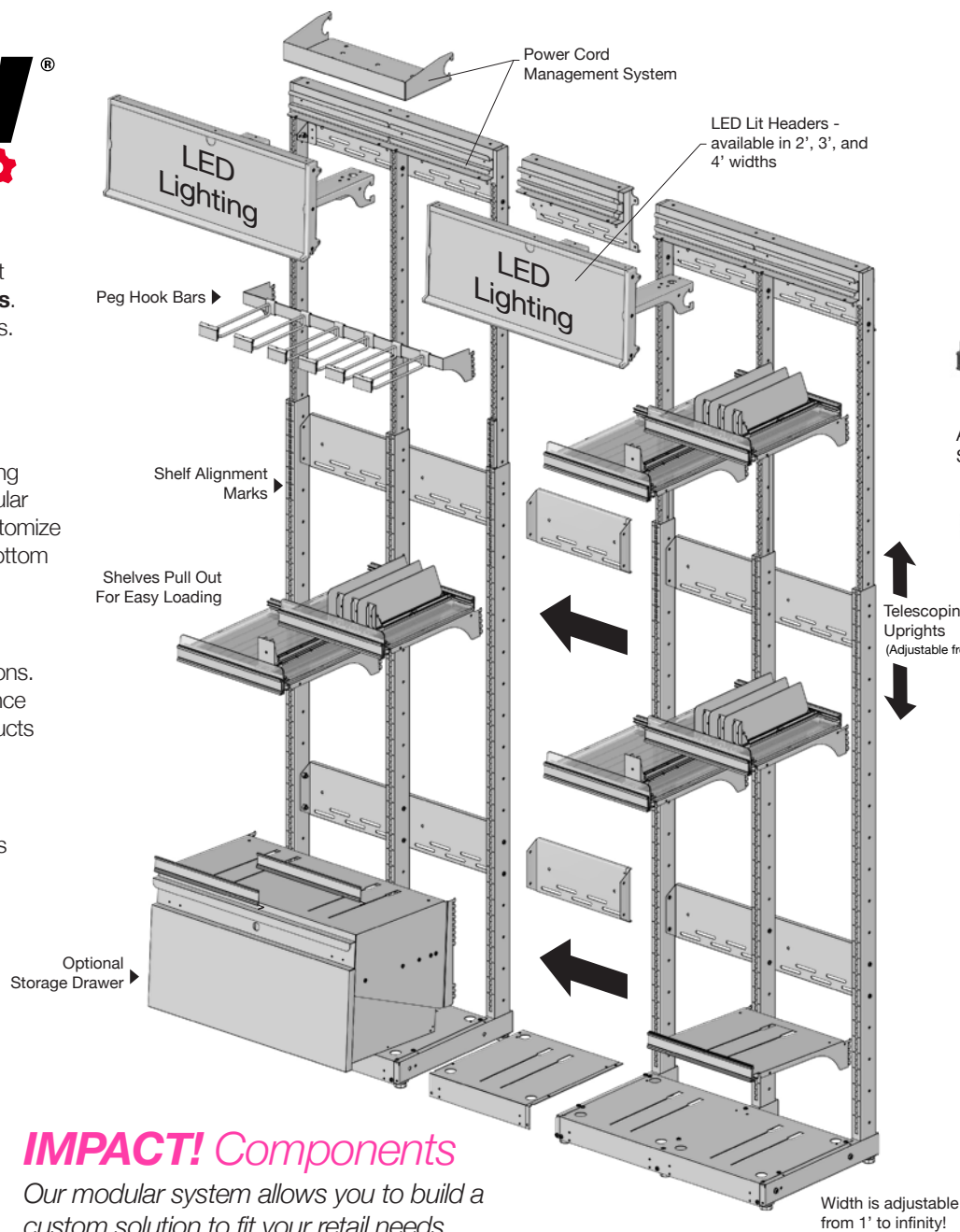
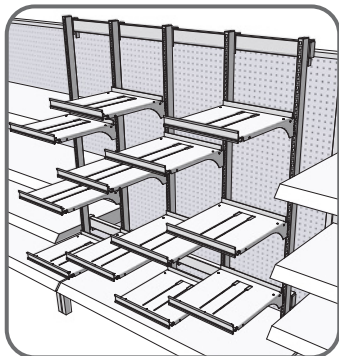
You'll find a wide variety of pushers, trays, locking storage drawers, security doors and other popular merchandising accessories allowing you to customize to your needs. Headers and shelves include bottom channels for attachment of signage.

Resets Made Easy

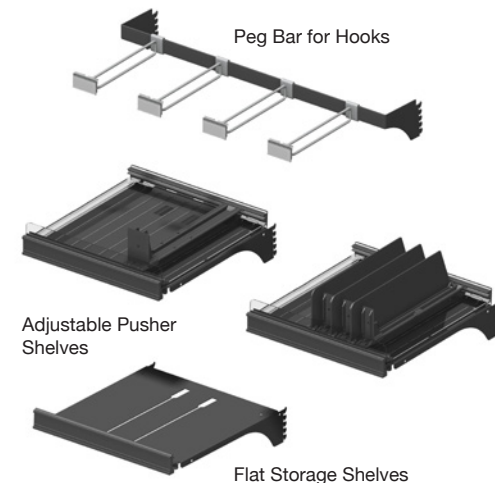
Minimize the amount of work with reconfigurations. Designed to assemble and secure the frame once and not with every reset. Reset only your products and not your display.

Retrofit Existing Fixtures

Install our uprights onto existing gondola fixtures providing 1ft. shelf planogram flexibility.



Product Shelving and Hook Bar Options



Shelves pull out for easy product loading and auditing